

OLYMPUS

Your Vision, Our Future

HD Laparoscope



**PURITY
HIGH-DEFINITION OPTICS**

HIGH-DE

HD LAPAROSCOPE:



Olympus OTV-SP1 – the 3CCD camera system with progressive scan technology

HIGH DEFINITION OPTICS – FOR A STRONG IMAGING CHAIN

A chain is as strong as the weakest link. The laparoscopic imaging chain ranges from the site of surgery to the image on the monitor. High definition imaging systems demand for a new type of laparoscope. The Olympus OTV-SP1 camera system with progressive scan technology sets a new standard in resolution and color reproduction. Using high-end camera systems with a

conventional laparoscope would thus create a decisive bottleneck at the first link of the imaging chain. With a new technological approach, Olympus developed a unique HD optical system that brings contrast and color reproduction to a new level of purity.

FINITION

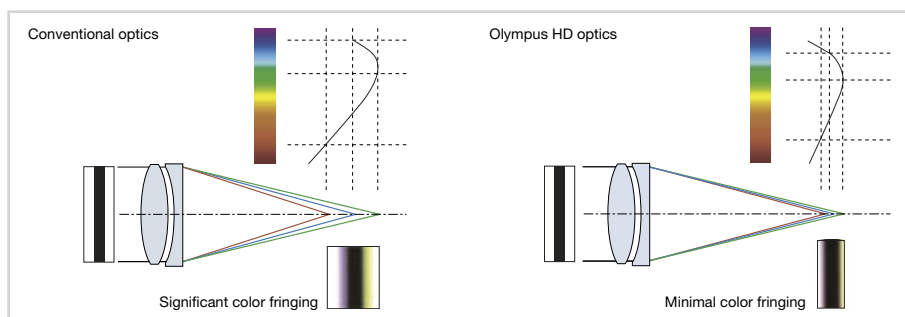


ENLIGHTENING SURGERY

Sufficient and even distributed light is the source of all imaging. The Olympus HD laparoscope introduces a revolutionary tip design: Depending on the laparoscope's direction of view – 0°, 30° or 45° – the light-guide fibres are arranged for optimal illumination in up to three separate bundles.


OPTICS

FOR BRILLIANT IMAGING



OPTICAL PERFECTION

When you hold a prism to the sun, the white light is separated and rainbow colours are produced. The same effect occurs in a conventional laparoscope and makes the boundaries of a subject appear blurred – limiting resolution and contrast. The source of the so-called “color fringing” is chromatic aberration. For high-definition imaging the Olympus HD optical system reduces aberration to a minimum.



DISTORTION FREE

The exclusive Olympus aspherical lenses ensure distortion-free imaging right into the corners.

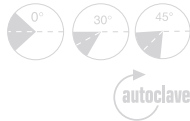
FINITION

OPTICAL PERFECTION



HD Laparoscopes

Telescope,
HD,
10 mm,
quick lock,
autoclavable,



WA53000A 0° direction of view
WA53005A 30° direction of view
WA53010A 45° direction of view



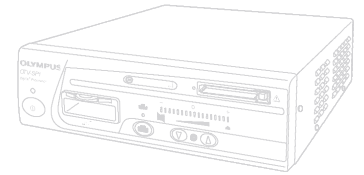
Light Guide Cable

WA03210A Light-guide cable,
size M,
plug type,
3 m,
CF type



OES 3CCD Progressive Video System

Video system "OTV-SP1"



OLYMPUS

Manufactured by
OLYMPUS MEDICAL SYSTEMS CORPORATION
OLYMPUS WINTER & IBE GMBH

Distributed by
OLYMPUS MEDICAL SYSTEMS EUROPA GMBH
OLYMPUS SURGICAL & INDUSTRIAL AMERICA INC.
OLYMPUS AMERICA INC.
OLYMPUS KEYMED GROUP LTD.
OLYMPUS SINGAPORE PTE LTD.
OLYMPUS MOSCOW LIMITED LIABILITY COMPANY
OLYMPUS AUSTRALIA PTY. LTD.
OLYMPUS LATIN AMERICA INC.
OLYMPUS KOREA CO., LTD.
OLYMPUS (BEIJING) SALES & SERVICE, CO., LTD.

2951 Ishikawa-cho, Hachioji-shi, Tokyo 192-8507, Japan
Kuehnstraße 61, 22045 Hamburg, Germany

Wendenstraße 14-18, 20097 Hamburg, Germany
One Corporate Drive, Orangeburg, New York 10962, U.S.A.
Two Corporate Center Drive, Melville, N.Y. 11747-3157, U.S.A.
KeyMed House, Stock Road, Southend-on-Sea, Essex SS2 5QH, United Kingdom
491B, River Valley Road #12-01/04, Valley Point Office Tower, Singapore 248373, Singapore
117071, Moscow, Malaya Kaluzhskaya 19, bld. 1, fl.2, Russia
31 Gilby Road, Mount Waverley, Victoria 3149, Australia
6100 Blue Lagoon Drive, Suite 390 Miami, FL 33126-2087, U.S.A.
8F, Hyundai Marines Bldg., 646-1, Yeoksam-Dong, Kangnam-Gu, Seoul 135-080, Korea
13F - 14F, East Tower, Gongyuan No. 6 Royal Palace, No. 6 Gongyuan Xijie,
Jianguomennei, Dongcheng District, Beijing 100005, China