

OLYMPUS[®]

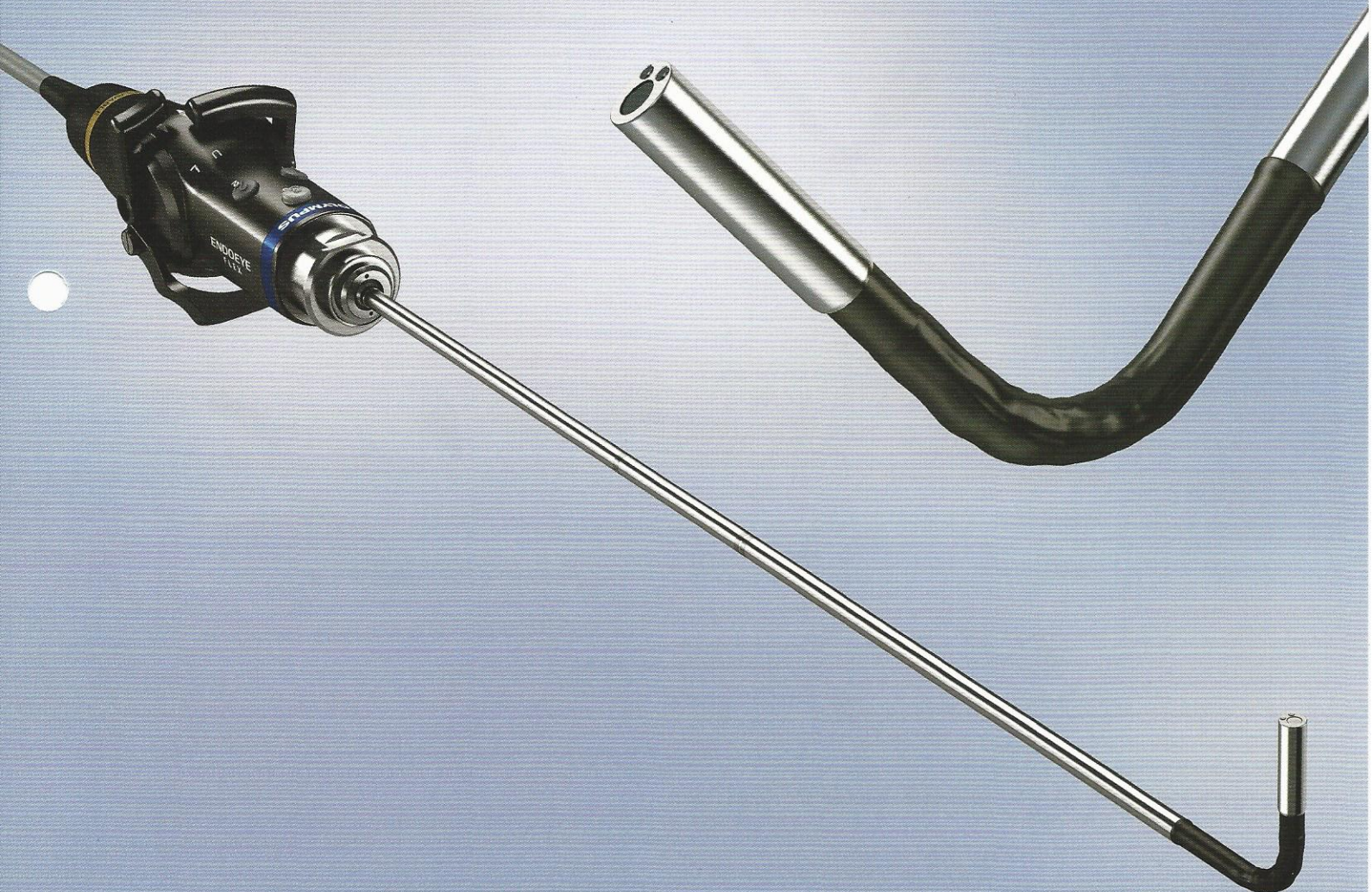
Your Vision, Our Future

**ENDO EYE
FLEX**

ENDO EYE FLEX DEFLECTABLE VIDEOSCOPE

LTF-S190-5

World's first autoclavable 5 mm HDTV deflectable videoscope



Main Features

5 mm HDTV

HDTV image quality in a 5 mm autoclavable deflectable videoscope.




Chip on the Tip

The advanced chip on the tip enables the ENDOEYE FLEX to provide bright, clear images, in a 5 mm diameter.



Focus Free

Advanced optical design provides greater depth of field eliminating manual focusing.



Angulation (100 degrees)

The ENDOEYE FLEX can bend up to 100 degrees in four directions. This means the relevant organs and tissues can be thoroughly examined head-on, from above and from behind.



Streamlined Setup

The integrated all-in-one design of the ENDOEYE FLEX scope enables easy setup.

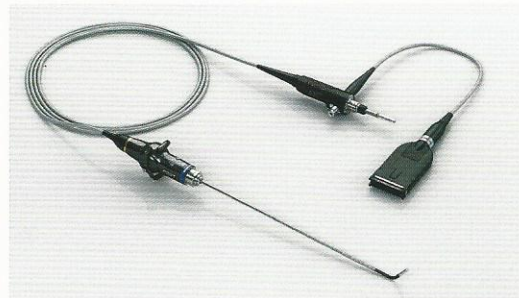
Autoclavability

All OLYMPUS surgical scopes are now autoclavable, including the new 5 mm ENDOEYE FLEX.



NBI (Narrow Band Imaging)


NBI is a proprietary optical image enhancement technology that is only available on OLYMPUS products. NBI enhances the visualization of vessels and other tissues on the mucosal surface and is 20% brighter compared to previous models.



Specifications

Optical System	Field of view	85°
	Direction of view	Forward viewing
	Depth of field	18 – 100 mm
Observation	HDTV signal output	HD-SDI output (1080i), DVI output (1080p)
	Distal end outer diameter	5.4 mm
Insertion Section	Rigid section outer diameter	5.3 mm
	Working length	370 mm (When using the trocar introducer, 330 mm)
	Angulation range	Up 100°, Down 100° Right 100°, Left 100°
Bending Section		
Total Length		3600 mm
Weight	Actual weight when in use	290 g
Cleaning/ Disinfection/ Sterilization	Cleaning/disinfection	Immersible in disinfectant solution.
	Sterilization	Autoclave/ETO/Sterrad

Accessories



Specifications, design and accessories are subject to change without any notice or obligation on the part of the manufacturer.